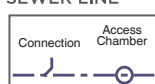


SCALE 1:200
AT A4 PAGESIZE

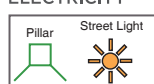
0 5m



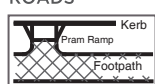
SEWER LINE



ELECTRICITY



ROADS



EARTHWORKS



WATER



DRAINAGE



TREE



NBN



GARAGE LOCATION



For more information on SugarGum Estate contact us on (08) 9241 3917

NOTE: Lot area and dimensions subject to survey and Titles Office examination. The information shown has been prepared with care, however it is subject to change and whilst every reasonable care has been taken in preparing this information, the proprietor or its representatives and agent cannot be held responsible for any inaccuracies. Interested parties must be sure to undertake their own independent enquiries and investigation and hence satisfy themselves that any details provided herein are true and correct. Plan compiled from design drawings, hence does not represent "as constructed" information.